


SUPERMICR[®] SuperServer[®] SSG-222B-NE3X24R Quick Reference Guide


Front Features



Default Configuration 1

Drive Bays (Configuration 1)

Bays	Description
0–23	24 E3.S (7.5 mm) drive bays



Optional Configuration 2

Drive Bays (Configuration 2)

Bays	Description
0–31	32 E3.S (7.5 mm) drive bays




Optional Configuration 3

Drive Bays (Configuration 3)

Bays	Description
0–3, 8–11	Four E3.S (7.5 mm) drive bays
4–7, 12–15	Four E3.S (15 mm) CXL Type 3 drive bays

Rear Features



Rear Features	
Item	Description
Power Supplies	Dual redundant 2000 W Titanium Level power supplies
DC-SCM Module	One DC-SCM module
IPMI LAN Port	One dedicated IPMI LAN port
VGA Port	One video port
USB Ports	One USB 2.0 port (top) One USB 3.2 port (bottom)

Slot Descriptions			
Item	Default Configuration 1	Configuration 2	Configuration 3
1 and 3	PCIe 5.0 x16 FHFL	N/A	PCIe 5.0 x16 FHFL
2	PCIe 5.0 x8 FHFL	PCIe 5.0 x8 FHFL	PCIe 5.0 x8 FHFL
A1 and A2	PCIe 5.0 x16 AIOM	PCIe 5.0 x14 AIOM	PCIe 5.0 x16 AIOM

BMC Password

Each system comes with a unique default password for the ADMIN user. This can be found on a sticker on the motherboard and another on the chassis service tag. If necessary, the password can be reset.

For more information, please visit <https://www.supermicro.com/en/solutions/management-software/bmc-resources>

Product Page

