
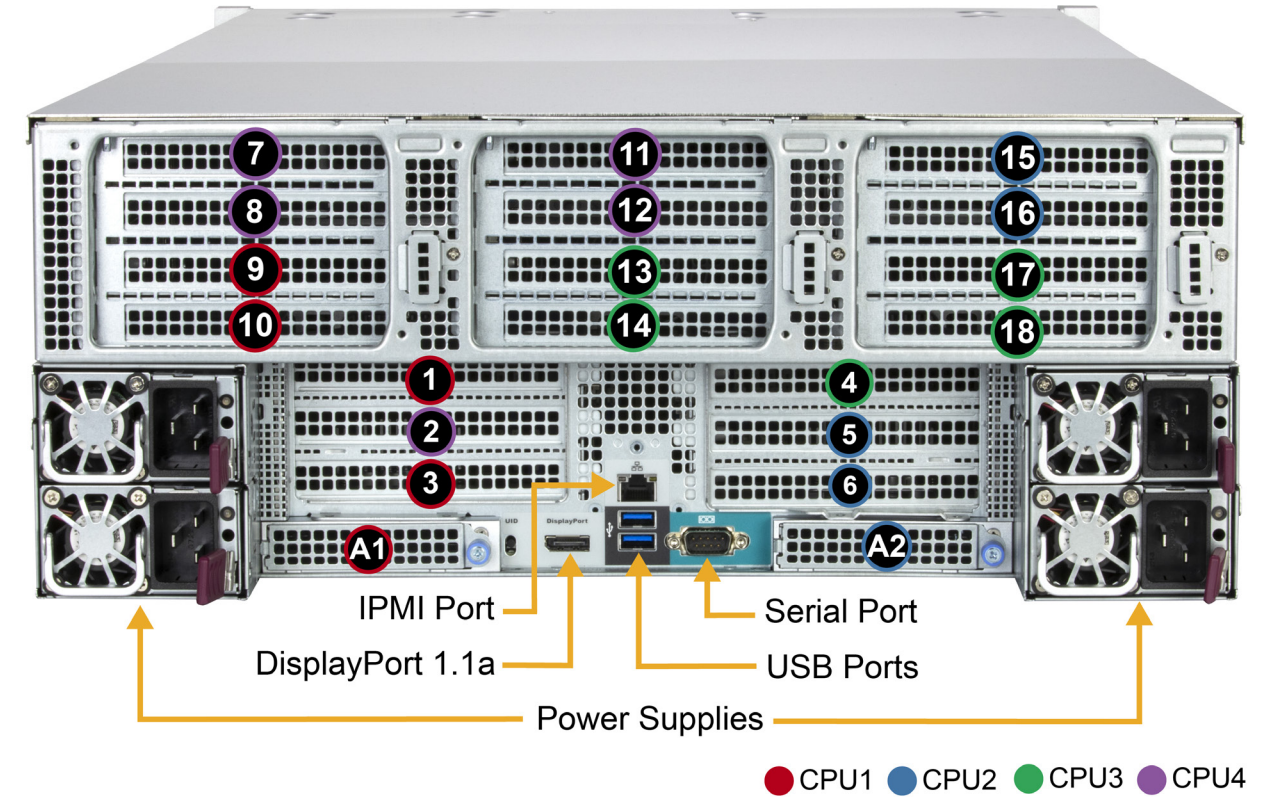


# SUPERMICR<sup>®</sup> SuperServer<sup>®</sup> SYS-442B-NR Quick Reference Guide

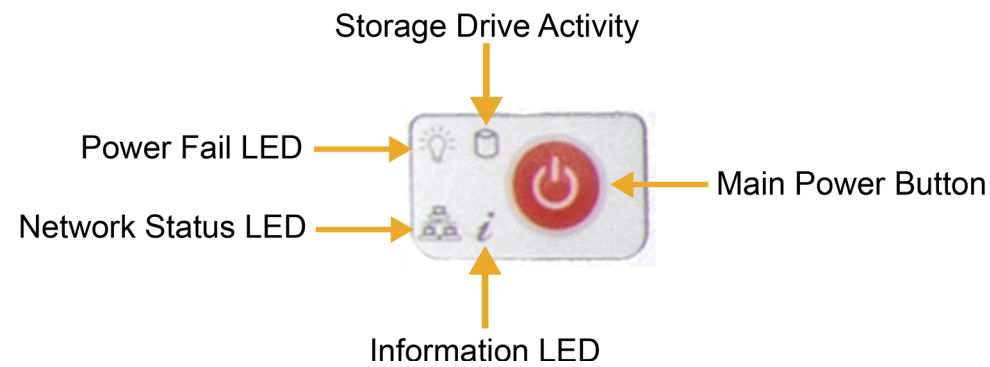
## Front Features



## Rear Features



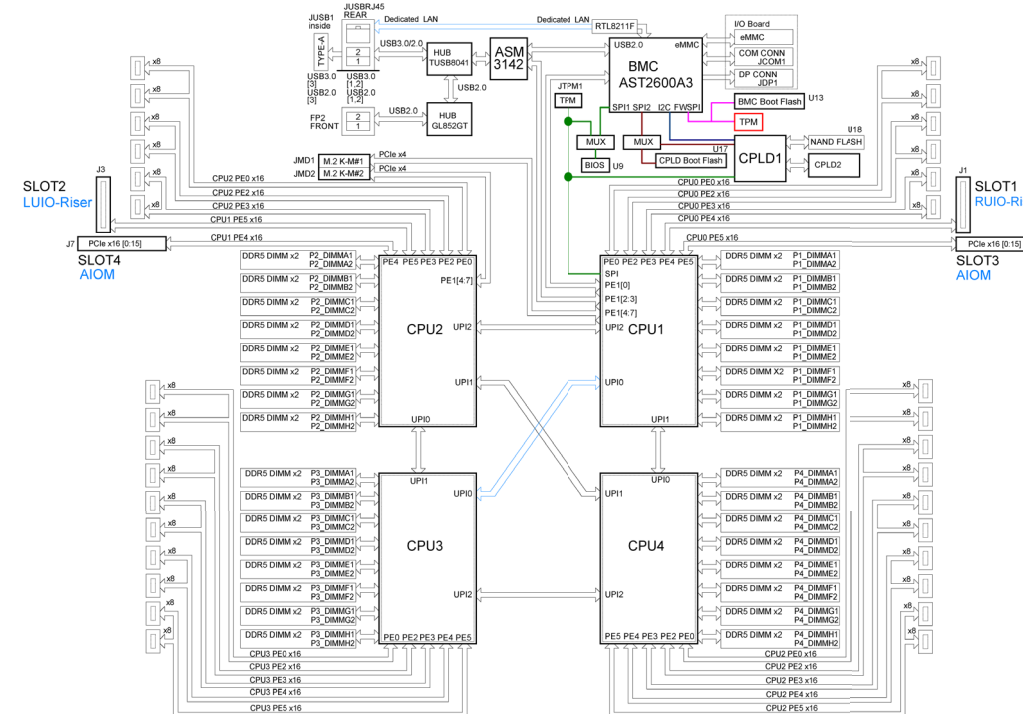
## Control Panel



## Information LED

Color, Status	Description
Red, solid	An overheating condition has occurred
Red, blinking at 1 Hz	Fan failure, check for an inoperative fan
Red, blinking at 0.25 Hz	Power failure; check for an inoperative power supply.
Red, solid with Power LED blinking green	Fault detected.
Blue and red, blinking at 10 Hz	Recovery mode.
Blue, solid	UID has been activated locally to locate the server in a rack environment.
Blue, blinking at 1 Hz	UID has been activated via BMC to locate the server in a rack environment.
Blue, blinking at 2 Hz	BMC is resetting.
Blue, blinking at 4 Hz	BMC is setting factory defaults.
Blue, blinking at 10 Hz with Power LED blinking green	BMC/BIOS firmware is updating

## Motherboard Block Diagram



## BMC Password

Each system comes with a unique default password for the ADMIN user. This can be found on a sticker on the motherboard and another on the chassis service tag. If necessary, the password can be reset.

For more information, please visit <https://www.supermicro.com/en/solutions/management-software/bmc-resources>

## System Datasheet

