



# SUPERMICR<sup>®</sup> SuperServer<sup>®</sup> SYS-E403-14B-FRN2T Quick Reference Guide

## Front Features



● CPU1 ● CPU2

## Rear Features



## BMC Password

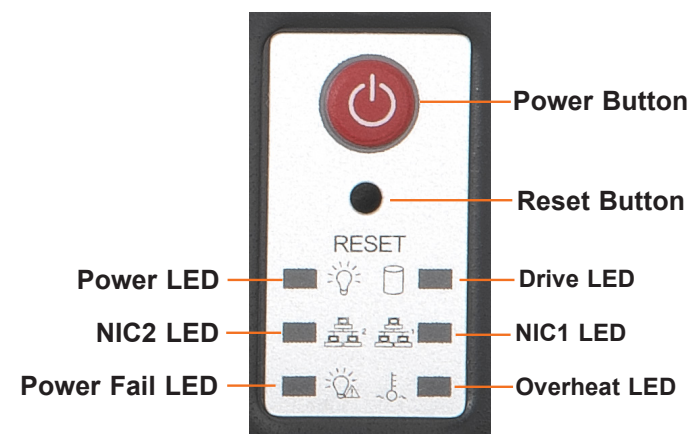
Each system comes with a unique default password for the ADMIN user. This can be found on a sticker on the motherboard and another on the chassis service tag. If necessary, the password can be reset.

For more information, please visit <https://www.supermicro.com/en/solutions/management-software/bmc-resources>


## System Datasheet



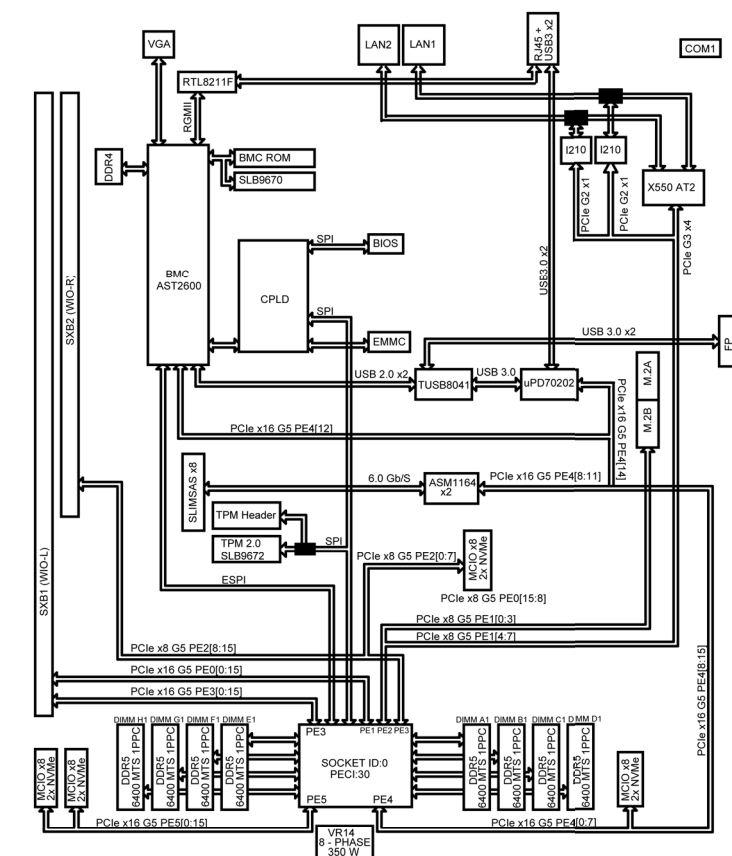
## Control Panel



## I/O Panel



## Motherboard Block Diagram



MNL-2813-QRG-100

© 2025 Supermicro Computer Inc. All rights reserved. Reproduction of this document without Supermicro's written consent. All trademarks are property of their respective entities. All information provided is deemed accurate at the time of printing, however, it is not guaranteed.