



SUPERMICR® SuperServer® SYS-C542i-11302U/-11682U Quick Reference Guide

Front Features



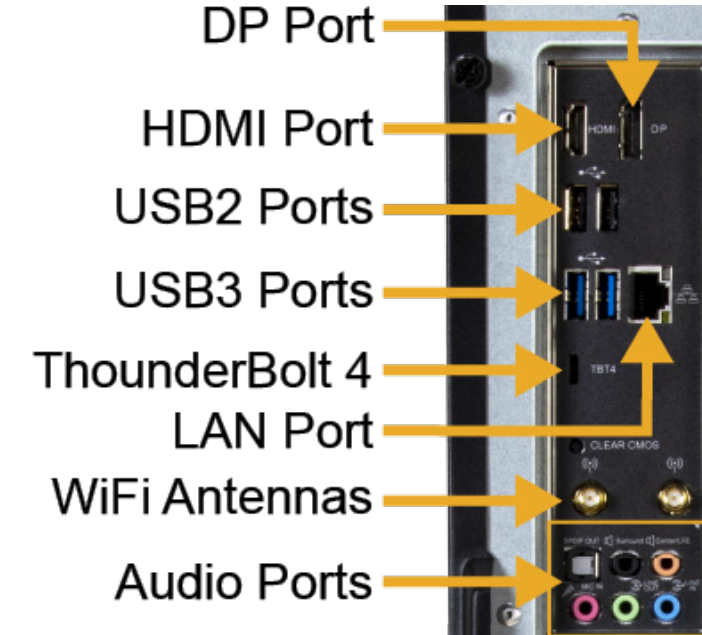
Front Features	
Features	Description
Front Bezel	Vented bezel with a filter that opens for access to the front fans.
Feet	Chassis feet

Rear Features



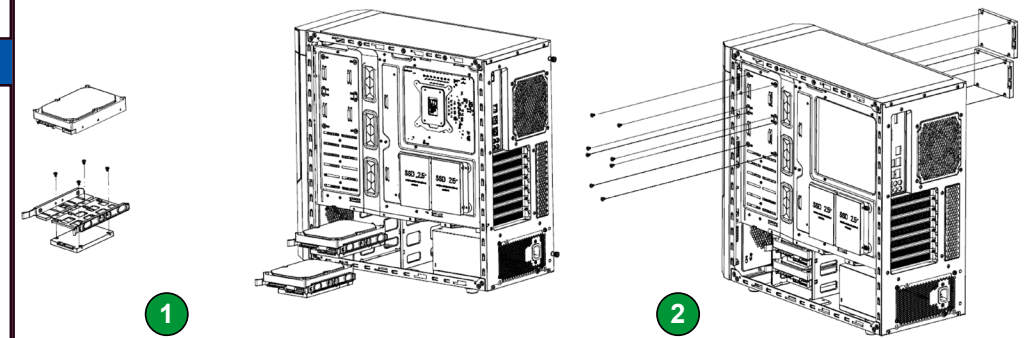
Expansion Slot Locations	
Slot	Description
1	PCIe 5.0 x16 (FHFL)

I/O Panel



Side Features

The chassis can accommodate up to four 2.5" storage drives and two 3.5" or 2.5" additional storage drives. The installation location for the 2.5" storage drives has a thickness limitation of 9.5-mm.

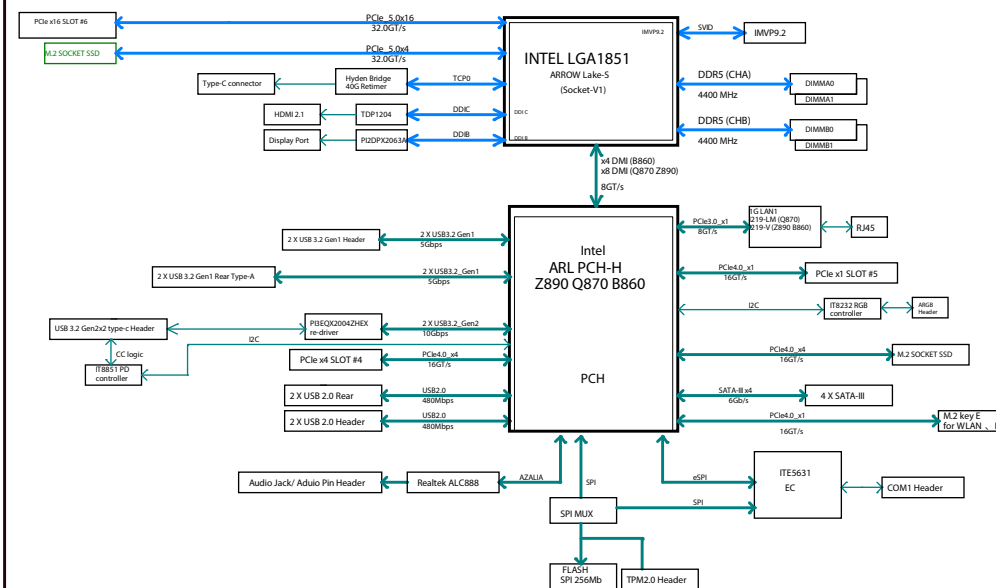


Control Panel



Information LED	
Color, Status	Description
Red, solid	An overheat condition has occurred.
Red, blinking at 1 Hz	Fan failure, check for an inoperative fan.
Red, blinking at 0.25 Hz	Power failure, check for a non-operational power supply.
Red, solid, with Power LED blinking green	Fault detected.
Blue and red, blinking at 10 Hz	Recovery mode.
Blue, blinking at 10 Hz with Power LED blinking green	BIOS is updating

System Block Diagram



System Datasheet



SYS-C542i-11302U



SYS-C542i-11682U

MNL-2831-QRG-100

© 2025 Supermicro Computer Inc. All rights reserved. Reproduction of this document, whether in part or in whole, is strictly prohibited without Supermicro's written consent. All trademarks are property of their respective entities. All information provided is deemed accurate at the time of printing, however, it is not guaranteed.