

CloudDC SuperServer SYS-610C-TR

1U CloudDC with 4 3.5" SAS/SATA bays




More details here

Key Applications

Web Server, Firewall Application, Data Center Optimized, Value IaaS, Cloud Computing, Compact Server, DNS & Gateway Servers, Firewall Application, CDN, Edge Nodes,

Key Features

- Dual sockets P+ (LGA-4189) 3rd Gen Intel® Xeon® Scalable processors;
- Intel® C621A Chipset;
- 16 DIMMs up to 6TB 3DS ECC DDR4-3200: LRDIMM/RDIMM/Intel® Intel® DCPMM;
- 2 PCIe 4.0 x16 FHHL; 2 PCIe 3.0 x2 NVMe M.2;
- Dual AIOM (OCP 3.0) slots with NCSI for networking, 1 dedicated IPMI LAN;
- 4x 3.5/2.5" hot-swap SATA/SAS drive bays;
- 6 counter-rotating 4 cm PWM fans with optimal fan speed control, 2 air shrouds;
- 860W redundant Platinum level 100-240Vac and 200-240 Vdc power supplies;
- 1 VGA, 1 COM, 2 USB 3.0 (rear);



Form Factor

1U Rackmount
 Enclosure: 437 x 43 x 650mm (17.2" x 1.7" x 25.6")
 Package: 605 x 197 x 878mm (23.8" x 7.8" x 34.6")

Processor

Dual Socket P4 (LGA-4189)
 3rd Gen Intel® Xeon® Scalable processors
 Up to 40C/80T; Up to 60MB Cache per CPU

GPU

Max GPU Count: Up to 2 single-width GPUs
 Supported GPU: NVIDIA PCIe: A2, L4
 Intel PCIe: Intel Data Center GPU Flex 140

System Memory

Slot Count: 16 DIMM slots
 Max Memory (1DPC): Up to 4TB 3200MT/s ECC DDR4 RDIMM/LRDIMM
 Supports Intel® Optane™ persistent memory 200 series

Drive Bays Configuration

Default: Total 4 bays
 • 4 front hot-swap 3.5" SAS/SATA drive bays
 Option A: Total 4 bays
 • 4 front hot-swap 2.5" SAS/SATA drive bays
 M.2: 2 M.2 PCIe 3.0 x2 NVMe slots (M-key 2280(default); VROC required for RAID)
 Peripheral Bays: 2 2.5" peripheral bays (optional)

Expansion Slots

Default
 • 2 PCIe 4.0 x16 FHHL slots
 • 2 PCIe 4.0 x16 AIOM slots (OCP 3.0 compatible)


On-Board Devices

SATA: SATA (6Gbps) ; RAID 0/1/5/10 support
 Network Connectivity: Via AIOM

Input / Output

LAN: 1 RJ45 1 GbE Dedicated BMC LAN port
 USB: 2 USB 3.2 Gen1 Type-A ports(rear)
 Video: 1 VGA port
 Serial: 1 COM port(rear)
 DOM: 1 SuperDOM (Disk on Module) port
 TPM: 1 TPM header

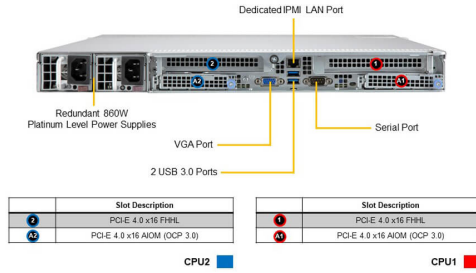
(Front View – System)



Drive Bay	Description
1 – 3	3.5" Hot-swap SATA/SAS/SAS3 Drive Bays
4 – 6	**2.5" 7mm Drive Bays

*SAS3 support requires additional parts from the optional parts list
 **Slot 4 or 5 requires additional parts from the optional parts list

(Rear View – System)



Slot Description	Slot Description
1 2 3 4 5 6 7 8 9 10 11 12	PCI-E 4.0 x16 FH/FL
1	PCI-E 4.0 x16 AHOM (OCP 3.0)
2	PCI-E 4.0 x16 AHOM (OCP 3.0)

CPU2

CPU1

System Cooling	Fans: Up to 6x 4cm heavy duty fans with optimal fan speed control Air Shroud: 2 Air Shrouds
Power Supply	2x 860W Redundant (1 + 1) Platinum Level (94%) Hot-plug power supplies
System BIOS	BIOS Type: AMI 32MB SPI FLASH ROM
Management	SuperCloud Composer®; Supermicro Server Manager (SSM); Supermicro Update Manager (SUM); Supermicro SuperDoctor® 5 (SD5); Super Diagnostics Offline (SDO); Supermicro Thin-Agent Service (TAS); SuperServer Automation Assistant (SAA) New!
PC Health Monitoring	CPU: 8 Phase-switching voltage regulator Monitors for CPU Cores, Chipset Voltages, Memory. FAN: Fans with tachometer monitoring Pulse Width Modulated (PWM) fan connectors Status monitor for speed control Temperature: Monitoring for CPU and chassis environment Thermal Control for fan connectors
Dimensions and Weight	Weight: Gross Weight: 46 lbs (20.9 kg) Net Weight: 25 lbs (11.3 kg) Available Color: Black front & silver body
Operating Environment	RoHS Compliant Operating Temperature: 10°C to 35°C (50°F to 95°F) Non-operating Temperature: -40°C to 60°C (-40°F to 140°F) Operating Relative Humidity: 8% to 90% (Non-Condensing) Non-operating Relative Humidity: 5% to 95% (Non-Condensing)
Motherboard	Super X12DDW-A6
Chassis	CSE-LA15TS-R860AWP