



More details here

# GPU SuperServer ARS-111GL-NHR


NVIDIA GH200 Grace Hopper Superchip system supporting NVIDIA BlueField-3 or NVIDIA ConnectX-7

## Key Applications

High Performance Computing, AI/Deep Learning Training and Inference, Large Language Model (LLM) and Generative AI,


## Key Features

- High density 1U GPU system with Integrated NVIDIA® H100 GPU;
- NVIDIA Grace Hopper™ Superchip (Grace CPU and H100 GPU);
- NVLink® Chip-2-Chip (C2C) high-bandwidth, low-latency interconnect between CPU and GPU at 900GB/s;
- Up to 576GB of coherent memory per node including 480GB LPDDR5X and 96GB of HBM3 for LLM applications;
- 2x PCIe 5.0 x16 slots supporting NVIDIA BlueField®-3 or ConnectX®-7;
- 9 Hot-Swap Heavy Duty Fans with Optimal Fan Speed Control;
- This system supports two E1.S drives directly from the processor only.;




Form Factor	1U Rackmount Enclosure: 438.4 x 43.6 x 900mm (17.26" x 1.7" x 35.4") Package: 695 x 230 x 1170mm (27.36" x 9.05" x 46.06")
Processor	NVIDIA 72-core NVIDIA Grace CPU on GH200 Grace Hopper™ Superchip
GPU	Max GPU Count: 1 onboard GPU Supported GPU: NVIDIA: H100 Tensor Core GPU on GH200 Grace Hopper™ Superchip (Air-cooled) CPU-GPU Interconnect: NVIDIA NVLink™-C2C
System Memory	Slot Count: Onboard Memory Max Memory: Up to 480GB ECC LPDDR5X Additional GPU Memory: Up to 96GB ECC HBM3
Drive Bays Configuration	Default: Total 8 bays <ul style="list-style-type: none"> <li>• 8 front fixed E1.S NVMe drive bays</li> </ul> M.2: 2 M.2 NVMe slots (M-key)
Expansion Slots	Default <ul style="list-style-type: none"> <li>• 2 PCIe 5.0 x16 FHFL slots</li> </ul>
On-Board Devices	System on Chip
Input / Output	LAN: 1 RJ45 1 GbE Dedicated BMC LAN port USB: 1 USB 3.0 port(Rear) Video: 1 mini-DP port TPM: 1 TPM Onboard/port 80

(Front View – System)



(Rear View – System)



System Cooling	Fans: Up to 9 Removable heavy-duty 4cm Fan(s)
Power Supply	2x 2000W Redundant Titanium Level (96%) power supplies
System BIOS	BIOS Type: AMI 64MB SPI Flash EEPROM
PC Health Monitoring	CPU: Monitors for CPU Cores, Chipset Voltages, Memory FAN: Fans with tachometer monitoring Status monitor for speed control Pulse Width Modulated (PWM) fan connectors Temperature: Monitoring for CPU and chassis environment Thermal Control for fan connectors
Dimensions and Weight	Weight: Gross Weight: 49.49 lbs (22.45 kg) Net Weight: 33.84 lbs (15.35 kg) Available Color: Silver
Operating Environment	Operating Temperature: 10°C to 35°C (50°F to 95°F) Non-operating Temperature: -40°C to 60°C (-40°F to 140°F) Operating Relative Humidity: 8% to 90% (non-condensing) Non-operating Relative Humidity: 5% to 95% (non-condensing)
Motherboard	<a href="#">Super G1SMH-G</a>
Chassis	<b>CSE-MG102TS-R000NDFP</b>