


BigTwin A+ Server AS -2124BT-HNTR

2U BigTwin with 6 2.5" SATA drives (up to 4 NVMe) per node



Key Applications

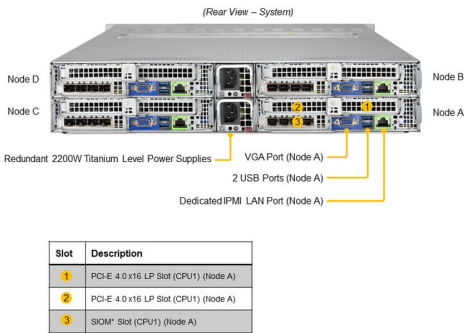

Hyperscale / Hyperconverged, Enterprise Server, Compute Intensive Applications, HPC, Data Center,

Key Features

- Four **hot-pluggable** systems (nodes) in a 2U form factor. Each node supports the following;;
- Dual AMD EPYC™ 7003/7002 Series Processors
(7003 Series Processor drop-in support requires BIOS version 2.0 or newer);
- Up to 4TB ECC 3DS LRDIMM,
up to DDR4-3200MHz; 16 DIMM slots;
- 1 SIOM card support
(flexible networking)
Note: must bundle with Network card;
- 6 Hot-swap 2.5" drive bays
(4 NVMe [Gen3] + 2 SATA3, or 6 SATA3)
M.2 Interface: 1 PCIe3.0 x4 NVMe/SATA and 1 PCIe 3.0 x4
M.2 Form Factor: 2280, 22110
M.2 Key: M-key;



Form Factor	2U Rackmount Enclosure: 449 x 88 x 730mm (17.68" x 3.47" x 28.75") Package: 626 x 248 x 1150mm (24.65" x 9.76" x 45.28")
Processor	Dual Socket SP3 AMD EPYC™ 7002/7003 Series Processors
System Memory	Slot Count: 32 DIMM slots/8 Channels Max Memory (1DPC): Up to 4TB 3200MT/s ECC DDR4 RDIMM/LRDIMM
Drive Bays Configuration	Default: Total 6 bays <ul style="list-style-type: none"> • 4 front hot-swap 2.5" NVMe drive bays • 2 front hot-swap 2.5" SATA drive bays Option A: Total 6 bays <ul style="list-style-type: none"> • 6 front hot-swap 2.5" SATA drive bays
Expansion Slots	PCI-Express (PCIe) Configuration: Default <ul style="list-style-type: none"> • 2 PCIe 4.0 x16 LP slots M.2: 1 M.2 PCIe 3.0 x4 NVMe/SATA slot (M-key 2280/22110)
On-Board Devices	Chipset: System on Chip Network Connectivity: Ethernet InfiniBand IPMI: Support for Intelligent Platform Management Interface v.2.0 IPMI 2.0 with virtual media over LAN and KVM-over-LAN support
Input / Output	LAN: 1 RJ45 1 GbE Dedicated BMC LAN port USB: 2 USB 3.0 ports(rear) Video: 1 VGA port DOM: 1 SuperDOM (Disk on Module) port TPM: 1 TPM header



*SIOM card sold separately.

System Cooling	Fans: Up to 4 Heavy-duty PWM 8cm Fan(s)
Power Supply	2x 2200W Redundant (1 + 1) Titanium Level (96%) power supplies
System BIOS	BIOS Type: AMI 32MB SPI FLASH ROM
Management	Supermicro Server Manager (SSM); Supermicro Update Manager (SUM); Supermicro SuperDoctor® 5 (SD5); KVM with dedicated LAN ; IPMI 2.0; Watch Dog
Dimensions and Weight	Weight: Gross Weight: 96.6 lbs (43.8 kg) Net Weight: 66.1 lbs (30 kg) Available Color: Black front & silver body
Operating Environment	RoHS Compliant Operating Temperature: 10°C to 30°C (50°F to 86°F) Non-operating Temperature: -40°C to 60°C (-40°F to 140°F) Operating Relative Humidity: 8% to 90% (non-condensing) Non-operating Relative Humidity: 5% to 95% (non-condensing)
Motherboard	Super H12DST-B
Chassis	CSE-217BHQ+-R2K22BP2