

UP SuperServer SYS-511R-W

1U WIO with 4 hot-swap 3.5" SAS/SATA (2 NVMe hybrid) bays, up to 2 PCIe 5.0 slots and 1 PCIe 4.0 slot




More details here

Key Applications

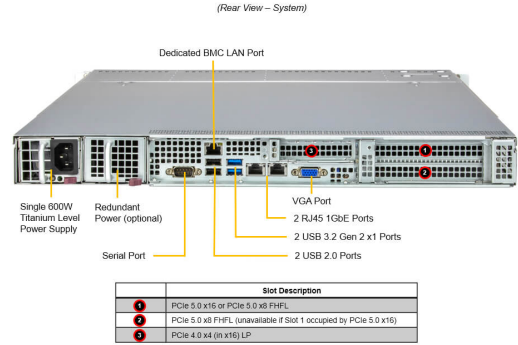
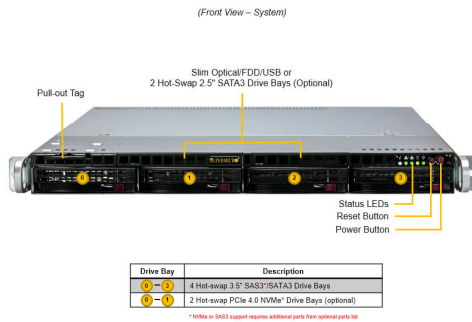
Virtualization, Cloud Computing, Enterprise Server, Data Center Optimized, Entry GPU server, Rack Workstation,

Key Features

- Single Socket V0 (LGA-1700) supports Intel® Xeon® 6300-series / E-2400 series, Intel® Pentium® processors;
- 4 DIMMs; Up to 128GB of DDR5 ECC UDIMM memory with speeds of up to 4400MHz;
- 1 PCIe 5.0 x16 or 2 PCIe 5.0 x8 (FHFL); 1 PCIe 4.0 x4 (in x16 LP);
- Intel® Ethernet Controller i210 2x 1GbE RJ45;
- Default single Titanium 600W Power Supply; Optional redundant power by adding 1x Power Supply Module;



Form Factor	1U Enclosure: 437 x 43 x 650mm (17.2" x 1.7" x 25.6") Package: 597 x 216 x 856mm (23.5" x 8.5" x 33.7")
Processor	Single V0 (LGA-1700) Intel® Xeon® 6300-series/E-2400/Pentium® G7400/G7400T processors Up to 8C/16T; Up to 24MB Cache
GPU	Max GPU Count: Up to 1 double-width or 1 single-width GPU CPU-GPU Interconnect: PCIe 5.0 x16 CPU-to-GPU Interconnect
System Memory	Slot Count: 4 DIMM slots/2 Channels Max Memory (2DPC): Up to 128GB 4400MT/s ECC DDR5 UDIMM
Drive Bays Configuration	Default: Total 4 bays <ul style="list-style-type: none"> • 4 front hot-swap 3.5" SAS*/SATA drive bays Option A: Total 4 bays <ul style="list-style-type: none"> • 2 front hot-swap 3.5" PCIe 4.0 NVMe*/SAS*/SATA drive bays • 2 front hot-swap 3.5" SAS*/SATA drive bays (*NVMe/SAS support may require additional storage controller and/or cables, please see the optional parts list for details) M.2: 2 M.2 PCIe 4.0 x4 NVMe slots (M-key 2280/22110) Peripheral Bays: 2 2.5" bays (optional)
Expansion Slots	Default <ul style="list-style-type: none"> • 2 PCIe 5.0 x8 FHFL slots • 1 PCIe 4.0 x4 (in x16) LP slot Option A <ul style="list-style-type: none"> • 1 PCIe 5.0 x16 FHFL double-width slot • 1 PCIe 4.0 x4 (in x16) LP slot
On-Board Devices	SATA: SATA (6Gbps) ; RAID 0/1/5/10 support Network Connectivity: 2 RJ45 1GbE with Intel® I210
Input / Output	LAN: 2 RJ45 1 GbE LAN ports 1 RJ45 1 GbE Dedicated BMC LAN port (IPMI shared on LAN port 1) USB: 4 USB 2.0 ports(header) 2 USB 2.0 Type-A ports(rear) 2 USB 3.2 Gen1 ports(Header) 2 USB 3.2 Gen2 Type-A ports(Rear) 1 USB 3.2 Gen2 Type-A port(Header) Video: 1 VGA port Serial: 1 COM port(header) 1 COM port(rear) TPM: 1 TPM header



System Cooling	Fans: Up to 2 AOC cooling Fan(s) (optional) Up to 4 counter-rotation PWM 40x40x56mm Fan(s) Air Shroud: 1 Air Shroud
Power Supply	1x 600W Redundant Titanium Level (96%) power supply
System BIOS	BIOS Type: AMI 32MB SPI Flash EEPROM
Management	SuperCloud Composer®; Supermicro Server Manager (SSM); Supermicro Update Manager (SUM); Supermicro SuperDoctor® 5 (SD5); Super Diagnostics Offline (SDO); Supermicro Thin-Agent Service (TAS); SuperServer Automation Assistant (SAA) New!
PC Health Monitoring	CPU: 6 + 1 Phase-switching voltage regulator Monitors for CPU Cores, Chipset Voltages, Memory FAN: Fans with tachometer monitoring Pulse Width Modulated (PWM) fan connectors Status monitor for speed control Temperature: Monitoring for CPU and chassis environment Thermal Control for fan connectors
Dimensions and Weight	Weight: Gross Weight: 34.5 lbs (15.46 kg) Net Weight: 21.5 lbs (9.75 kg) Available Color: Black
Operating Environment	Operating Temperature: 10°C to 35°C (50°F to 95°F) Non-operating Temperature: -30°C to 60°C (-22°F to 140°F) Operating Relative Humidity: 8% to 80% (non-condensing) Non-operating Relative Humidity: 8% to 90% (non-condensing)
Motherboard	Super X13SCW-F
Chassis	CSE-815BTS-R000WNP