

Power Supply Matrix

- Click on the hyperlinks to see product image
- Same color rows = same model with redundancy
- (M) = single module sold separately
- ^ = -5V output N/A

	Part #	Output	Model #	Type	Wgt (kg)	+12V	+5V	+3.3V	5VSB	Avail.	8/4pin (12V)	PFC	Application	Notes
1U	PWS-0054	300W	SP302-1S	Single	1.4	20A	20A	20A	2.0A	24pin	4pin	Yes	1U	
	PWS-0053	420W	SP423-1S	Single	1.6	32A	20A	20A	2.0A	24pin	8pin & 4pin	Yes	1U	
	PWS-0048	500W	SP502-1S	Single	1.43	39A	21A	21A	2.0A	20 or 24pin	8pin	Yes	1U	
	PWS-0043	200W	SP202-1	Single	1.2	12A	20A	17A	2.0A	24pin	4pin	Yes	1U, SC512C/L	
	PWS-0042 (20 / 24 pin)	350W	FSP350-601U	Single	1.5	20A	25A	20A	2.0A	20 or 24pin	8pin & 4pin	Yes	1U, SC812L	
	PWS-0036 (20 / 24 pin)	400W	SP402-1S	Single	1.4	26A	30A	30A	2.0A	20 or 24pin	8pin	Yes	1U	
	PWS-0021^	250W	EFA250	Single	1.4	13A	25A	20A	2.0A	24pin	N/A	Yes	1U	
	PWS-0020	200W	FSP200-601U	Single	1.1	6A	20A	14A	2.0A	20pin	N/A	Yes	1U	
PWS-0019	250W	P1G-6250P	Single	1.3	12A	25A	14A	1.5A	24pin	N/A	Yes	1U		
2U	PWS-0047	550W	SP552-2C	Single	2.77	34A	35A	30A	2.0A	24pin	8pin & 4pin	Yes	2U	
	PWS-0037	400+400W	SP402-2S	Redundant	1.4	26A	30A	30A	2.0A	24pin	8pin & 4pin	Yes	2U	
	PWS-0030	350+350W	SP352-2C	Redundant	1.2	32A	36A	34A	2.5A	24pin	8pin & 4pin	Yes	2U	
	PWS-0028	300W	SP302-2C	Single	2.2	15A	30A	20A	2.0A	24pin	4pin	Yes	2U	
	PWS-0027	400W	SP402-2C	Single	2.45	25A	33A	28A	2.0A	24pin	8pin & 4pin	Yes	2U	
3U	PWS-0050	760+380W	SP762-TS	Redundant	5.0	50A	36A	36A	3.5A	24pin	8pin & 4pin	Yes	3U	
	PWS-0050(M)	380W	SP382-TS	Module	1.1	25A	18A	18A	3.5A	module	module	Yes	3U	
4U	PWS-0035	500+250W	SP502-TC	Redundant	4.7	32A	40A	35A	3.0A	24pin	8pin & 4pin	Yes	PS/2	
	PWS-0035(M)	250W	SP252-TC	Module	1.1	16A	25A	20A	2.0A	PWS-044	module	Yes	PS/2	
	PWS-0026	700+350W	SP352TP	Redundant	2.0	25A	30A	28A	2.0A	24pin	8pin & 4pin	Yes	4U	NOTE!
	PWS-0018	300W	SP302-T	Single	n/a	18A	30A	25A	2.0A	2 x 20pin	8pin	N/A	SC860	
4U/ Tower	PWS-0046	550W	SP550-RP	Single	2.54	40A	30A	30A	2.0A	24pin	8pin & 4pin	Yes	PS/2	
	PWS-0045	450W	SP450-RP	Single	2.55	30A	26A	30A	2.0A	24pin	8pin & 4pin	Yes	PS/2	
	PWS-0044^	600W	SP602-TS	Redundant	4.7	40A	30A	36A	2.0A	24pin	8pin & 4pin	Yes	PS/2	
	PWS-0044 (M)	300W	SP302-TS	Module	1.1	20A	15A	18A	2.0A	PWS-044	Module	Yes	PS/2	
Tower	PWS-0052	300W	FSP300-60ATV	Single	n/a	15A	30A	28A	2.0A	20pin	4pin	N/A	PS/2	
	PWS-0041	300W	FSP300-60PFN	Single	1.85	15A	30A	28A	2.0A	20pin	4pin	Yes	PS/2	
	PWS-0038	420W	SP420-RP	Single	2.45	25A	40A	30A	2.0A	24pin	8pin & 4pin	Yes	PS/2 (24pin)	
	PWS-0034	420W	SP420-RP	Single	2.6	25A	40A	30A	2.0A	20pin	8pin & 4pin	Yes	PS/2 (20pin)	
	PWS-0024	400W	SP401-RA(12V)	Single	2.6	25A	45A	30A	2.0A	20pin	8pin & 4pin	N/A	PS/2	
	PWS-0023	300W	SP301-RA(12V)	Single	n/a	15A	30A	28A	2.0A	20pin	4pin	N/A	PS/2	EOL
	PWS-0022	300W	FSP300-60BT	Single	n/a	15A	30A	28A	2.0A	20pin	4pin	N/A	PS/2	EOL
Pedestal	PWS-0040 (M)	350W	YM-6361A (option B)	Module	n/a	24A	40A	30A	1.2A	PWS-039	Module	Yes	SC850P4	Warning
	PWS-0039	700+350W	YH-5711C	Redundant	11.1	48A	80A	60A	2.0A	24pin	8pin & 4pin	Yes	SC850P4	
	PWS-0033 (M)	400W	EPR-405	Module	n/a	25A	50A	30A	1.0A	EPR-2405	Module	N/A	SC830P4	
	PWS-0029	400+400W	EPR-2405	Redundant	7.0	15A	50A	30A	1.0A	20pin	8pin & 4pin	N/A	SC830P4	
	PWS-0017 (M)	350W	YM-6361A (option A)	Module	n/a	15A	40A	30A	1.0A	PWS-016	Module	Yes	SC850P3	Warning
	PWS-0016	700+350W	YH-5711C	Redundant	n/a	30A	80A	60A	1.5A	2 x 20pin	N/A	Yes	SC850P3	
	PWS-0011 (M)	300W	EPR-305	Module	n/a	12A	30A	15A	1.5A	EPR-2305	Module	N/A	SC830P3PII	
	PWS-0010	300+300W	EPR-2305	Redundant	n/a	12A	30A	15A	1.5A	20pin	N/A	N/A	SC830P3PII	EOL

NOTE: [[Back](#)]

- **PWS-0026 Rev. A7 should NOT be used with PWS-0026 Rev.B. Doing so would cause system instability.**
- **Please make note of the revision number on each of your power supply label.**

NOTE: [[Back](#)]

- **PWS-0023 300W is replaced with PWS-0034 420W (redundant cooling power supply w/ PFC) .**

NOTE: [[Back](#)]

- **PWS-0022 300W is replaced by PWS-0041 300W w/ PFC.**

NOTE: [[Back](#)]

Addendum to PWS-017(M) and PWS-040 (M) Warning!

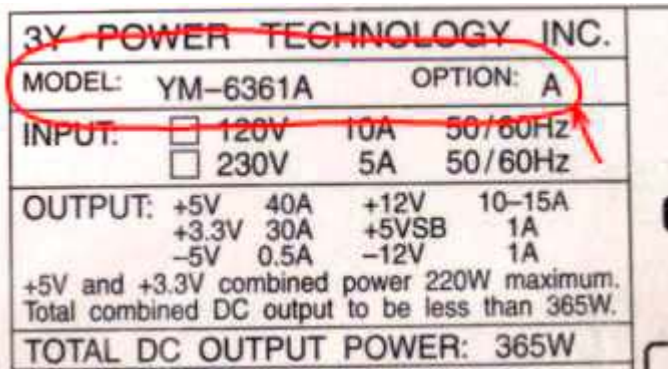
READ the following text **BEFORE** installing the POWER SUPPLY.

Installing with wrong power supply will seriously damage the system and Supermicro will not take responsibility for misuse of this product. Make sure the Model and Option of the new power supply matches the Model and Option of the original power supply.

- For P4 and Dual XEON system, the Model and Option are as follows: Model: YM-6361A, Option: B(+12V). Refer to the picture below.



- For PIII system, the Model and Option are: Model: YM-6361A, Option: A. Refer to the picture below.



- Image of the power supply below



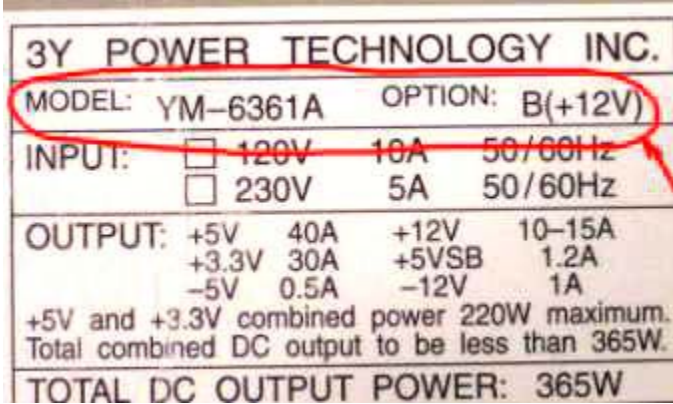
NOTE: [[Back](#)]

Addendum to PWS-017(M) and PWS-040 (M) Warning!

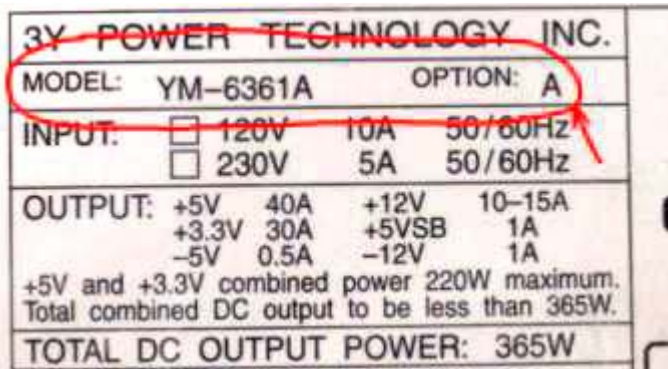
READ the following text **BEFORE** installing the POWER SUPPLY.

Installing with wrong power supply will seriously damage the system and Supermicro will not take responsibility for misuse of this product. Make sure the Model and Option of the new power supply matches the Model and Option of the original power supply.

- For P4 and Dual XEON system, the Model and Option are as follows: Model: YM-6361A, Option: B(+12V). Refer to the picture below.



- For PIII system, the Model and Option are: Model: YM-6361A, Option: A. Refer to the picture below.



- Image of the power supply below



NOTE: [[Back](#)]

- **PWS-0010 redundant 300W power is now replaced by PWS-0029 400W.**
- **Power module PWS-011 is not compatible with PWS-0029.**