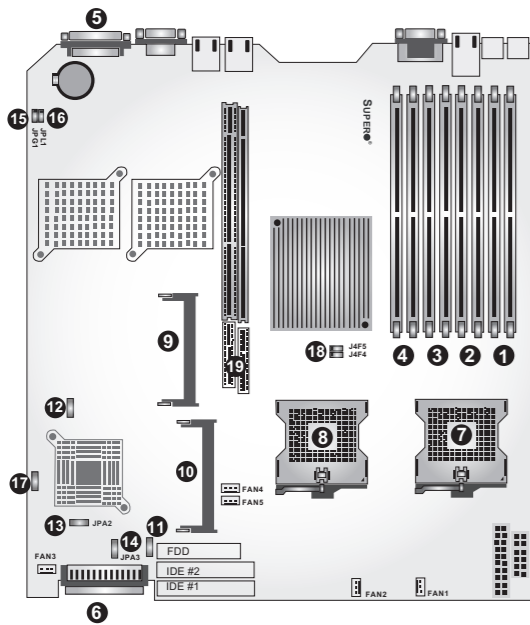


## SuperServer 6014H-8/X8 Serverboard Description



- 1 DIMM 1A & 1B
- 2 DIMM 2A & 2B
- 3 DIMM 3A & 3B
- 4 DIMM 4A & 4B
- 5 Ext. SCSI port
- 6 Int. SCSI port
- 7 CPU#1 socket
- 8 CPU#2 socket
- 9 ZCR socket
- 10 IPMI 2.0 socket

Jumper	Description	Default Setting
11	JPF PWR Force On	Open* (Normal)
12	JPA1 SCSI Enable/Disable	Pins 1-2 (Enabled)
13	JPA2 SCSI CH A/B Term. Enable/Disable	Open* (Enabled)
14	JPA3 SCSI CH A/B Term. Enable/Disable	Open* (Enabled)
15	JPG1 VGA Enabled/Disable	Pins 1-2 (Enabled)
16	JPL1 GLAN Enable/Disable	Pins 1-2 (Enabled)
17	JWD Watch Dog	Pins 1-2 (Reset)
18	J4F4/J4F5 Memory Speed Select	Closed (DDR333)

19 Universal PCI slots are not available on SuperServer 6014H-X8

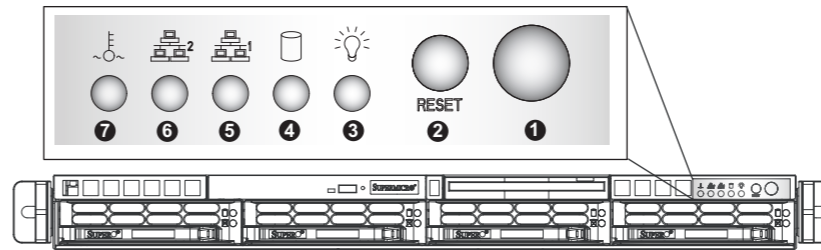
\* On two pin jumpers, "Closed" means the jumper is on, "Open" means the jumper is off.

For more info go to <http://www.supermicro.com/support>



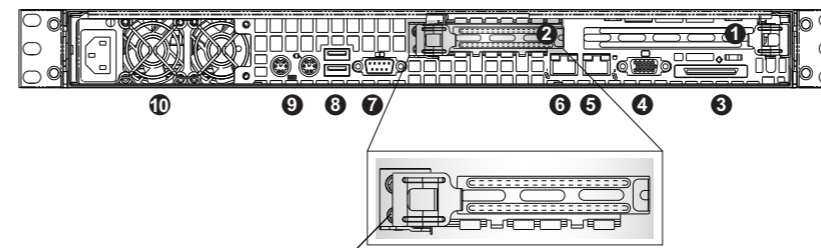
LBL-0136

## Front Panel LED



- 1 Power Button
- 2 Reset Button
- 3 Power LED
- 4 Device Activity LED
- 5 LAN1 LED
- 6 LAN2 LED
- 7 Overheat & Fan Fail LED (blinking)

## Rear Panel



- 1 Standard PCI/PCI-X/PCI-Express slot
- 2 Low-profile PCI/PCI-X/PCI-Express slot
- 3 External SCSI Port
- 4 VGA Port
- 5 LAN #2 port
- 6 LAN #1 port
- 7 COM1 Port
- 8 USB 0/1 Port
- 9 Keyboard/Mouse
- 10 Auto-switching Power Supply

Adjustable for various PCI-Express bracket sizes