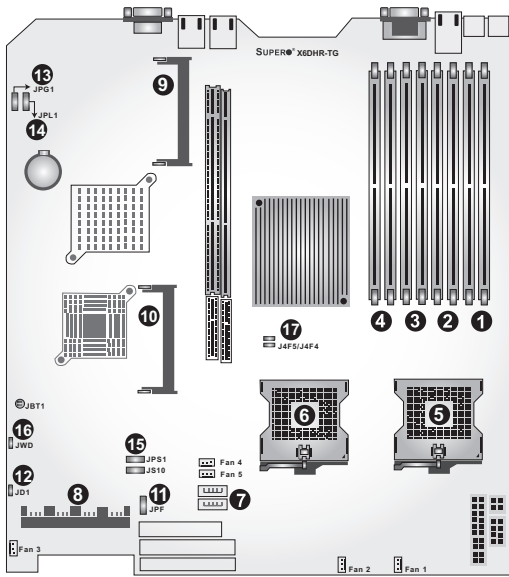


## SuperServer 6014H-T Serverboard Description



- 1 DIMM 1A & 1B
- 2 DIMM 2A & 2B
- 3 DIMM 3A & 3B
- 4 DIMM 4A & 4B
- 5 CPU #1 socket
- 6 CPU #2 socket
- 7 Serial ATA 0/1 ports
- 8 Serial ATA 0/1/2/3 ports
- 9 IPMI 2.0 socket
- 10 ZCR socket

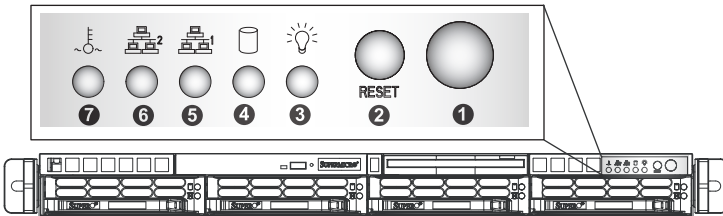
Jumper	Description	Default Setting
11 JPF	PWR Force On	Open (Normal)
12 JD1	Speaker Enable (Pins 6-7)	Closed (Enabled)
13 JPG1	VGA Enable/Disable	Pins 1-2 (Enabled)
14 JPL1	JLAN 1/2 Enable/Disable	Pins 1-2 (Enabled)
15 JPS1/JS10	SATA 1/2 Enable/Disable	Pins 1-2 (Enabled)
16 JWD	Watchdog Enable/Disable	Pins 1-2 (Reset)
17 J4F4/J4F5	Memory Speed Select	Closed (DDR333)

For more info go to <http://www.supremicro.com/support>



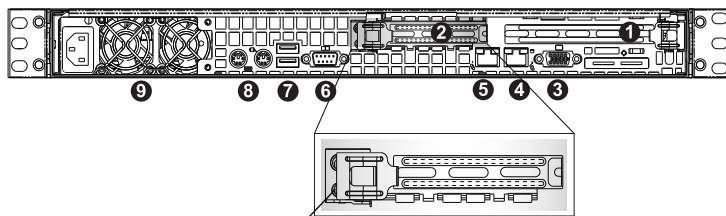
LBL-0161

## Front Panel LED



- 1 Power Button
- 2 Reset Button
- 3 Power LED
- 4 Device Activity LED
- 5 LAN1 LED
- 6 LAN2 LED
- 7 Overheat & Fan Fail LED (blinking)

## Rear Panel



Adjustable for various PCI-Express bracket sizes

- 1 Standard PCI/PCI-X/PCI-Express slot
- 2 Low-profile PCI/PCI-X/PCI-Express slot
- 3 VGA Port
- 4 LAN #2 port
- 5 LAN #1 port
- 6 COM1 Port
- 7 USB 0/1 Port
- 8 Keyboard/Mouse
- 9 Auto-switching Power Supply