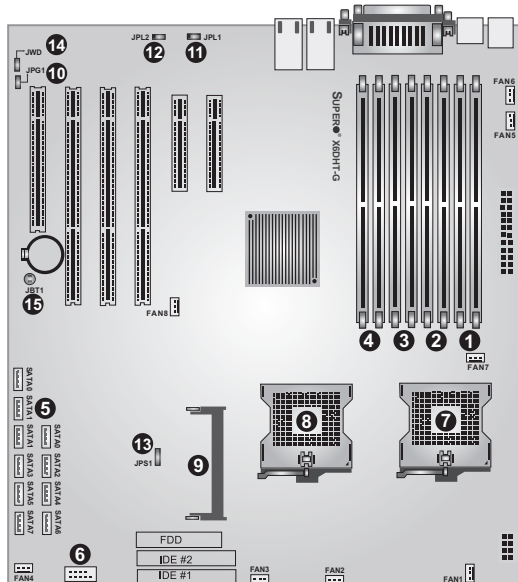


SuperServer 6024H-TR Serverboard Description



- 1 DIMM 1A & 1B
- 2 DIMM 2A & 2B
- 3 DIMM 3A & 3B
- 4 DIMM 4A & 4B
- 5 10 SATA ports
- 6 SATA LED ports
- 7 CPU#1 socket
- 8 CPU#2 socket
- 9 IPMI 2.0 socket

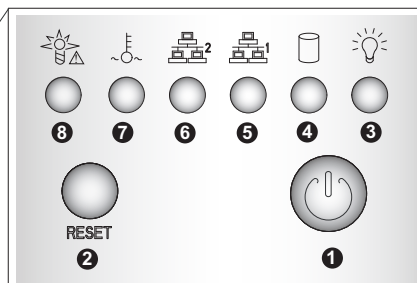
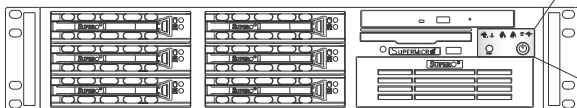
Jumper	Description	Default Setting
10 JPG1	VGA Enabled/Disable	Pins 1-2 (Enabled)
11 JPL1	GLAN 1 Enable/Disable	Pins 1-2 (Enabled)
12 JPL2	GLAN 2 Enable/Disable	Pins 1-2 (Enabled)
13 JPS1	Marvell SATA Enable/Disable	Pins 1-2 (Enabled)
14 JWD	Watch Dog	Pins 1-2 (Reset)
15 JBT1	CMOS Clear	

For more info go to <http://www.supermicro.com/support>

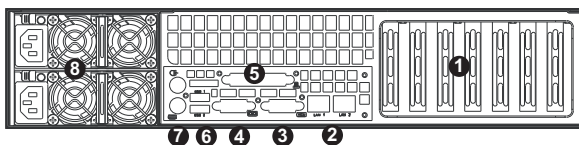


Front Panel LED

- 1 Power Button
- 2 Reset Button
- 3 Power LED
- 4 Device Activity LED
- 5 LAN1 LED
- 6 LAN2 LED
- 7 Overheat & Fan Fail LED (blinking)
- 8 Power Fail LED



Rear Panel



- 1 Low-profile 6 PCI/PCI-X/PCI-e slots
- 2 LAN #1/#2 port
- 3 VGA Port
- 4 COM1 Port
- 5 Printer Port
- 6 USB 0/1 Port
- 7 Keyboard/Mouse
- 8 Auto-switching Power Supply