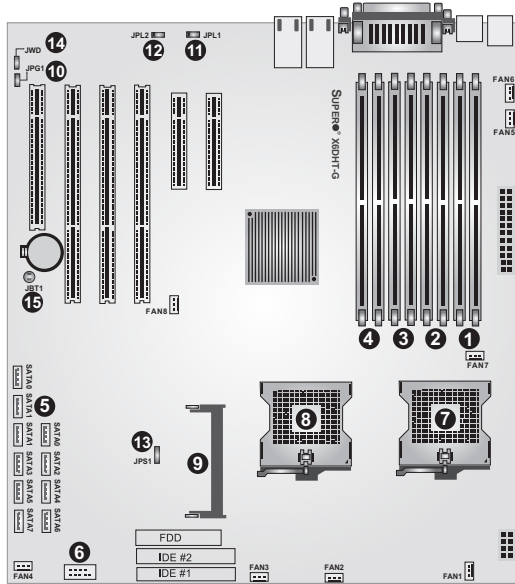


SuperServer 6024H-T Serverboard Description



- | | | |
|----------------|------------------|-------------------|
| 1 DIMM 1A & 1B | 4 DIMM 4A & 4B | 7 CPU#1 socket |
| 2 DIMM 2A & 2B | 5 10 SATA ports | 8 CPU#2 socket |
| 3 DIMM 3A & 3B | 6 SATA LED ports | 9 IPMI 2.0 socket |

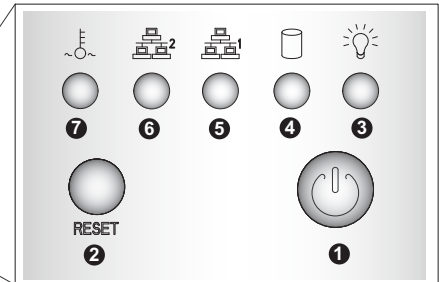
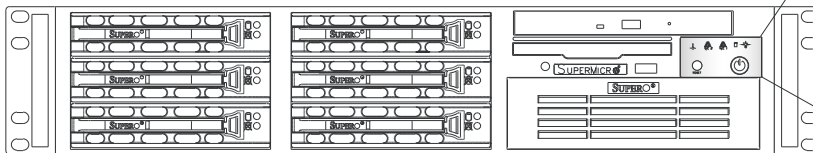
Jumper	Description	Default Setting
10 JPG1	VGA Enabled/Disable	Pins 1-2 (Enabled)
11 JPL1	GLAN 1 Enable/Disable	Pins 1-2 (Enabled)
12 JPL2	GLAN 2 Enable/Disable	Pins 1-2 (Enabled)
13 JPS1	Marvell SATA Enable/Disable	Pins 1-2 (Enabled)
14 JWD	Watch Dog	Pins 1-2 (Reset)
15 JBT1	CMOS Clear	

For more info go to <http://www.supermicro.com/support>

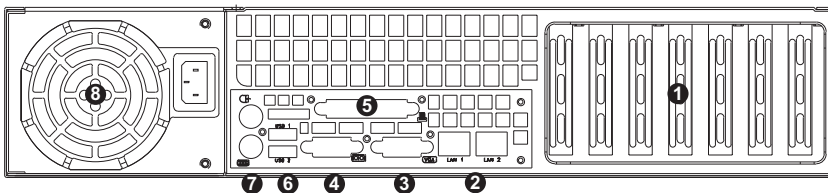


Front Panel LED

- | | |
|-----------------------|--------------------------------------|
| 1 Power Button | 5 LAN1 LED |
| 2 Reset Button | 6 LAN2 LED |
| 3 Power LED | 7 Overheat & Fan Fail LED (blinking) |
| 4 Device Activity LED | |



Rear Panel



- | |
|---------------------------------------|
| 1 Low-profile 6 PCI/PCI-X/PCI-e slots |
| 2 LAN #1/#2 port |
| 3 VGA Port |
| 4 COM1 Port |
| 5 Printer Port |
| 6 USB 0/1 Port |
| 7 Keyboard/Mouse |
| 8 Auto-switching Power Supply |